

Printed and Custom Design Perovskite Solar Cells

Prof. Dr. Frank A. Nüesch

*Laboratory for Functional Polymers, Empa, Überlandstrasse 129,
8600 Dübendorf, Switzerland*

Phone: +41 58 7654740, E-mail: frank.nueesch@empa.ch

PV at Empa



PV at Empa


Materials for thin film PV




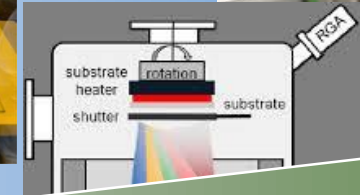
Perovskites



Processes for fabrication



Inkjet



Implementation of PV



Perovskite demonstrator



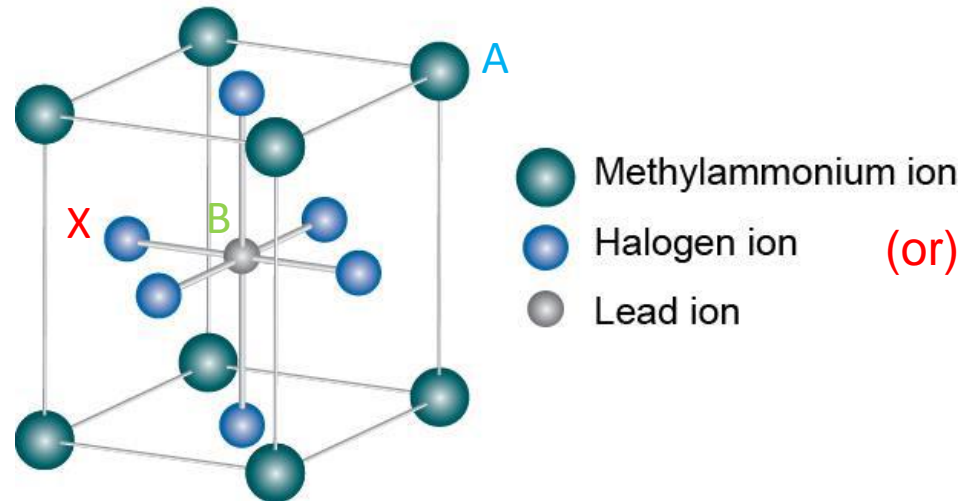
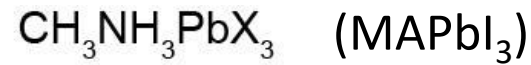
Flexible CIGS



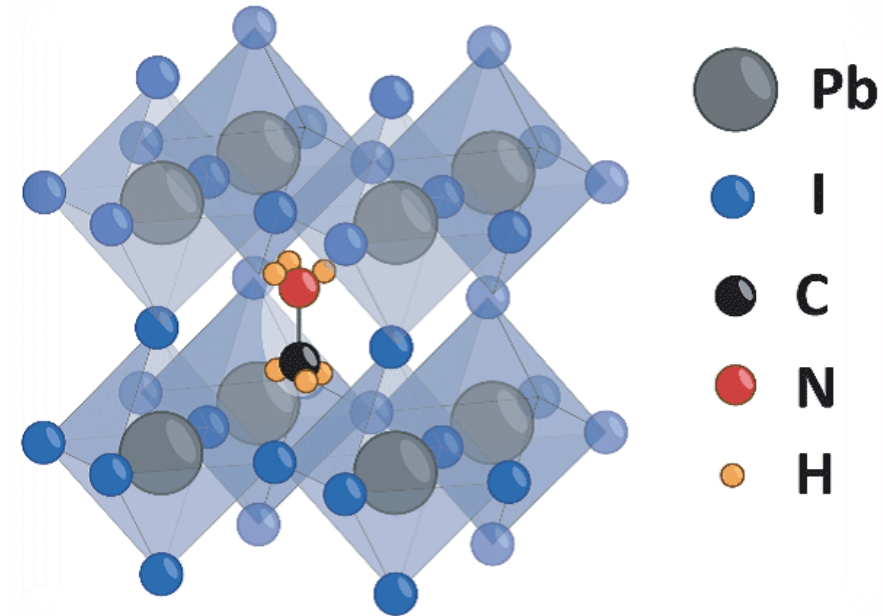
Silicon



Perovskite thin film photovoltaic technology




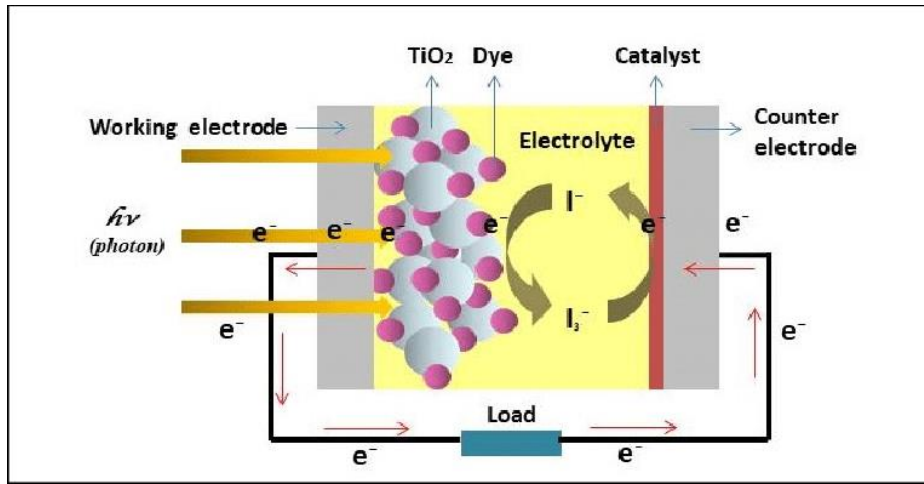
BAX_3 : A and 'B' are two cations of very different sizes, and X is an anion that bonds to both.



Goldschmidt tolerance factor $t = (R_A + R_X) / \sqrt{2(R_B + R_X)}$

For $0.8 < t < 1.0$, a stable perovskite structure is predicted at room temperature


Where it all started



T. Miyasaka, J. Am. Chem. Soc., 2009, 131, 6050–6051

Dye sensitized solar cells

- This principle works with dyes adsorbed on TiO₂
- It also works with quantum dots as sensitizers, e.g. CdS or Perovskite



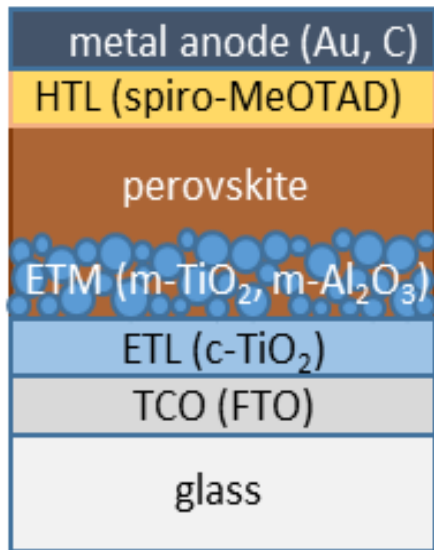
Elumalai et.al Energies (2016)

H. D. Pham et al., Energy Environ. Sci., 12, 1177 (2019)

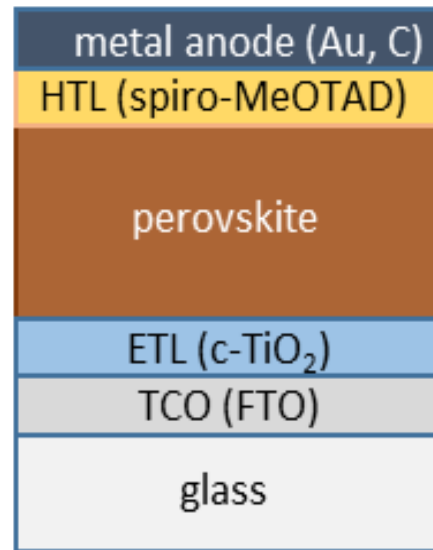
Jeong et al., Nature, 593, 381–385 (2021)

Various device architectures

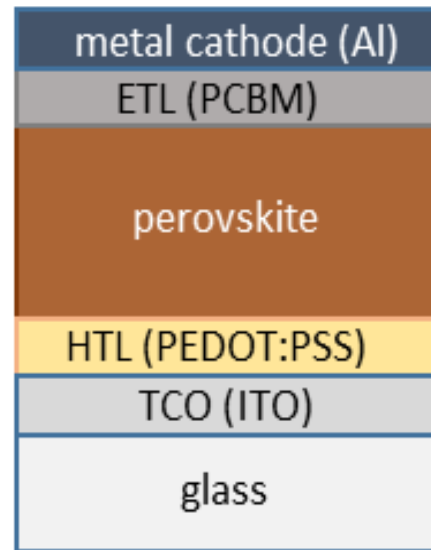
(a) *n-i-p mesoscopic*



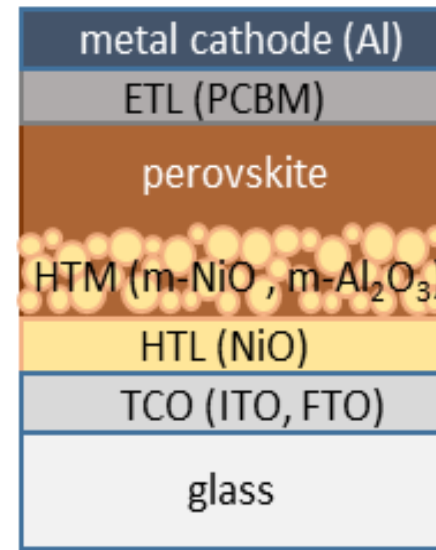
(b) *n-i-p planar*



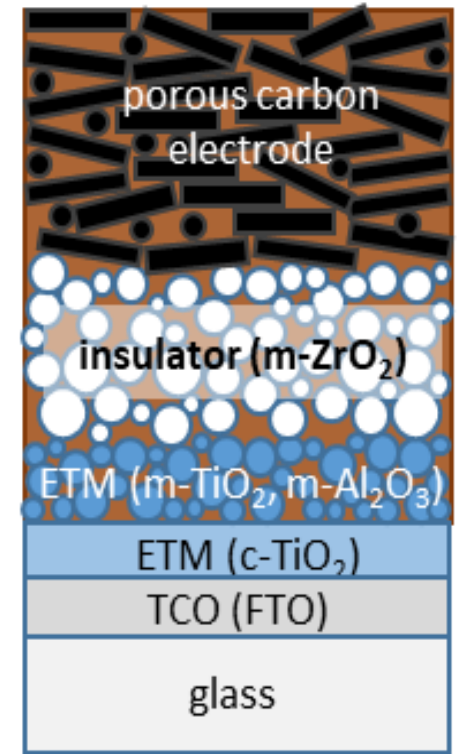
(c) *p-i-n planar*



(d) *p-i-n mesoscopic*



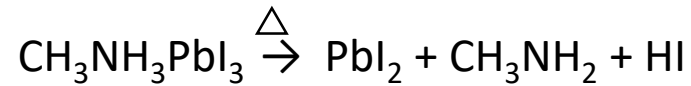
(e) *HTL-free mesoscopic carbon-based (CPSC)*



Stability issues of perovskite solar cells

Material stability of the photoactive layer

- Volatility and acidic nature of MA⁺ (CH₃NH₃⁺)



- Water uptake, MA₄PbI₆·2H₂O hydrate phases → PbI₂

- Crystalline phase instability cations FA (too large), Cs⁺ (too small), MA (unstable)

- Halide segregation of mixed Br and I anions (mixed anions are good for tuning the bandgap tandem solar cells)

- Interface stability, grain boundary passivation

- Electric field induced degradation

- Damage by UV light irradiation

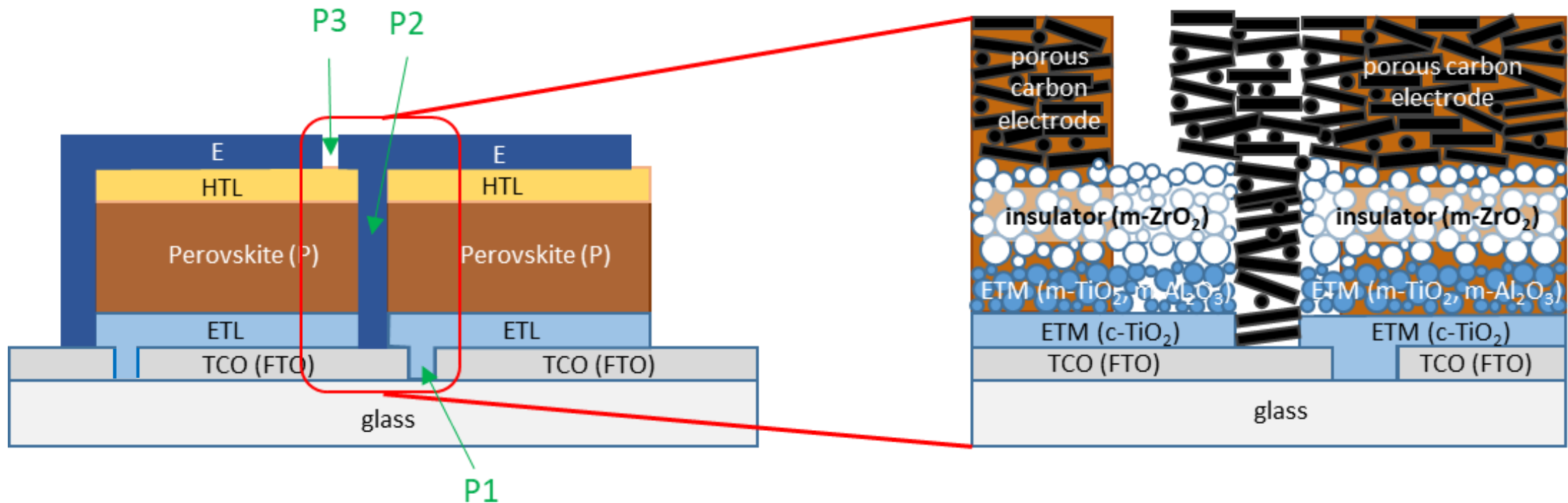
Table 4 | Conditions of stability analysis of selected PSCs analyzed under continuous illumination for over 1000 h. Only cells losing less than 15% of initial PCE are included

Light source	UV filter	Reported	Intensity (Suns)	T (°C)	Atmosphere	Encapsulation	Cell structure	Initial PCE (%)	Time (h)	Ref.
Sulfur plasma	-	'Triple A class' sulfur plasma lamp, Plasma-1 AS 1300 Light Engine (http://www.plasma-1.com/products.htm).	0.77	30 °C	Ambient Air 10%-20% RH	No	ITO/SnO ₂ /(FA _{0.12} MA _{0.88} Cs _{0.02}) _{0.99} Pb _{0.99} Br _{0.01}) _{0.97} EH44/MoOx/Al	16.6	1500	49
-	-	Sulfur plasma lamp from LG (6000 K blackbody).	1	35 °C	Ambient Air 40% RH	No	ITO/NiO/LiF Cs _{0.12} FA _{0.88} Pb _{0.99} Br _{0.01}) _{0.97} LiF/PC ₆₀ BM/SnO ₂ /ZnSnO ₃ /ITO/LiF/Ag	14.5	1000	148
White LED	-	White LED illumination	1	RT	N ₂ filled chamber	No	ITO/SnO ₂ /PCBM:PMMA/Rb _{0.05} Cs _{0.95} FAPbI ₃ /PMMA/Spiro-OMeTAD/Au	20.4	1000	149
-	-	White light LED array	1	55-60 °C	Ar filled chamber	No	FTO/c-TiO ₂ /mp-TiO ₂ /(FAI) _{0.95} Cs _{0.05} (PbI ₂) _{0.95} 3-(5-mercaptop-1H-tetrazol-1-yl)benzenaminium iodide/Spiro-OMeTAD/Au	20.9	1000	150
-	-	White LED (XLamp CXA2011 1300 K CCT)	1	RT	N ₂ filled chamber	No	ITO/Cu ₂ S-SAM FA _{0.12} MA _{0.88} Pb _{0.99} Br _{0.01}) _{0.97} PDCBT/Ta-WO ₃ /Au	21.2	1050	151
-	-	Array of white LEDs was powered by a constant current	1	60 °C	N ₂ filled chamber	No	FTO/c-TiO ₂ /mp-TiO ₂ CsFAMAPbI ₃ Br _{0.05} CuSCN/r-GO/Au	20.4	1000	151
-	-	White LED lamp	1	55 °C	N ₂ filled chamber	No	FTO/c-TiO ₂ /mp-TiO ₂ /(FAI) _{0.95} (PbI ₂) _{0.95} (MABr) _{0.05} (PBr ₂) _{0.05} /doped with N-(4-bromophenyl)-thiourea Spiro-OMeTAD/Au	21.5	1500	152
-	-	White LED lamp	1	RT	N ₂ filled chamber	No	FTO/c-TiO ₂ /mp-TiO ₂ /MAPbI ₃ /PTAA/Au	16.4	1000	71
Metal halide or xenon-plasma lamp	No	Light-soaking chamber, K3600-MH300, McScience Inc.	1	RT	N ₂ filled chamber	Yes	FTO/La-BaSnO ₃ /MAPbI ₃ /NiO/FTO/glass	21.2	1000	66
Yes	-	Class AAA solar sim. from Newport equip. with a 1000 W Xenon lamp. AAA class simulator using a plasma lamp with a spectrum that exactly superimposes to the standard.	1	55 °C	Ar filled chamber or encapsulated	Yes	FTO/c-TiO ₂ /mp-TiO ₂ /ZrO ₂ (5-AVA)(MA) _{0.9} PbI ₃ /Carbon	11.9	10,000	133
No	-	Newport solar simulator (model 91192) giving light with AM 1.5 G spectral distribution	1		Ambient air, unspecified	No	FTO/c-TiO ₂ /mp-TiO ₂ /ZrO ₂ (5-AVA)(MA) _{0.9} PbI ₃ /Carbon	10	1008	153
No	-	Atlas SUNTEST XLS+ (1,700 W air-cooled xenon lamp) light-soaking chamber under simulated full-spectrum AM1.5 sunlight.	0.76	70-75 °C	Ambient air 40%-50% RH	Yes	FTO/NiO/(FA _{0.12} MA _{0.88}) _{0.95} Cs _{0.05} Pb _{0.99} Br _{0.01}) _{0.97} +BMIMBF ₄ /PCBM/Cr(Cr ₂ O ₃)/Au	-19	1885	154
Solar simulator with unspecified light source	Yes	'Solar cell light resistance test system (Model BIR- 50, Bunkoh-Keiki Co., LTD) equipped with a Class AAA solar simulator'	1	45-50 °C		Yes	FTO/NiMg(Li)O/MAPbI ₃ /PCBM/Ti(Nb)Ox/Ag	18.3	1000	155
Yes	-	'Sun Simulator Sumitomo Heavy Industries Advanced Machinery'	1	35 °C	N ₂	Yes	ITO/BDPOT:MAPbI ₃ /C ₆₀ /BCP/Ag	17.2	1300	156
Not specified	-	'AM1.5 G solar simulator'	1			Yes	FTO/PEDOT:PSS/(BA) _{0.1} (MA) _{0.9} PbI ₃ /PCBM/Al	12.5	2250	157
No	-	'AM 1.5 G illumination'			Air 38% RH		PET/G/TiO ₂ /PCBM MAPbI ₃ /Spiro-OMeTAD:cross-stacking carbon nanotube/All Carbon Electrode	11.9	1014	158
Outdoor	No		Variable	Variable up to 45 °C		Yes	FTO/c-TiO ₂ /mp-TiO ₂ /ZrO ₂ (5-AVA)(MA) _{0.9} PbI ₃ /mcarbon	12.9	1056	72

RT, room temperature; RH, relative humidity


Uniqueness of the mesoscopic PSC architecture

- ❑ Crystal growth uniform over the full surface using inkjet
- ❑ Robust thick structure is less sensitive to surface defects
- ❑ Cell interconnect does not create interfacial defects since the active material is added after the scribing step



Scale-up challenge

Inkjet infiltration of the perovskite precursor. Slot-die coating of porous scaffold.



A. Verma et al, J.Mater.Chem.C, 2020,8,6124
A. Verma et al, Materials Advances, 2020, DOI:
10.1039/d0ma00077a




Both have a PCE of 13 %

Industrialization of Perovskite PV technology



WORKSHOP

Industrialization of Perovskite Thin Film Photovoltaic Technology



Virtual via Zoom
Thursday, December 16, 2021
from 13:00 to 16:00 CET

SWISS+PHOTONICS



PROGRAM COMMITTEE

Prof. Frank A. Nüesch
Prof. Ayodhya Tiwari
Empa
Prof. Christophe Ballif
Prof. Michael Grätzel
Prof. Md. K. Nazeeruddin
EPFL
Prof. Dr. Beat Ruhstaller
ZHAW
Dr. Roman Rudel
SUPSI

CONFERENCE OFFICE

Prof. Frank A. Nüesch
frank.nuesch@empa.ch
+41 58 765 4740
Ms. Isabella Gartmann
isabella.gartmann@empa.ch
+41 58 765 6073

PROGRAM

- 13:00 Opening
Prof. F. Nüesch, Empa, Dübendorf (CH)
- 13:15 Stable Perovskite Module on the Way for Mass Production
Dr. B. Yan, Microquanta Semiconductor, Hangzhou (CN)
- 13:30 Printable Mesoscopic Perovskite Solar Cells
Prof. H. Han, Huazhong University of Science and Technology (HUST), Wuhan (CN)
- 13:45 100 MW Production Capacity of Perovskite Solar Modules
Prof. B. Fan, GCL Nano Technology, Suzhou (CN)
- 14:00 Efficient Structures and Processes for Upscaling of Perovskite Modules and Tandems
Dr. T. Aernouts, R&D manager Thin-Film PV, imec, partner in EnergyVille & Solliance, Eindhoven (NL)
- 14:15 Coffee break – Poster session
- 14:45 Pilot Production and Market Entrance
Dr. D. Forgács, Saule Technologies, Warsaw (PL)
- 15:00 A Radically Simpler Way to Manufacture Thin-Film Solar Panels, On the Scale-Up to Meet Future Photovoltaic Goals
Dr. T. Meyer, Solaronix SA, Aubonne (CH)
- 15:00 Digitally Printed Custom Design Solar Cells
Dr. A. Verma, PEROVSKIA SA, Aubonne (CH)
- 15:15 Is Perovskite PV Prepared for TW Solar?
Dr. C. Case, Oxford PV, Oxford (UK)
- 15:30 Swift Solar – Perovskite Tandem PV with New Form Factors
Dr. T. Leijtens, Swift Solar, Colorado (US)
- 15:45 Perspectives on Market Application for Perovskite Solar Cells
Mr. D. Travesso, FIR Capital, Nova Lima (BRA)
- 16:00 Short conclusions
Prof. F. Nüesch, Empa, Dübendorf (CH)



Acknowledgements

Empa

A. Verma

Dr. J. Heier

Dr. R. Schneider

ETH-Domain

Prof. M. Grätzel

Prof. C. Ballif

Prof. Md. K. Nazeeruddin

Prof. A. Tiwari

Dr. R. Carron

Dr. F. Fu

Universities of Applied Science

Prof. Dr. Beat Ruhstaller - ZHAW

Dr. Roman Rudel - SUPSI

Solaronix SA

Mr. A. Verma

Dr. D. Martineau

Dr. T. Meyer



Schweizerische Eidgenossenschaft
Confédération suisse
Confederazione Svizzera
Confederaziun svizra

Swiss Confederation

Innosuisse – Swiss Innovation Agency



SWISS NATIONAL SCIENCE FOUNDATION



Schweizerische Eidgenossenschaft
Confédération suisse
Confederazione Svizzera
Confederaziun svizra

Swiss Federal Office of Energy SFOE